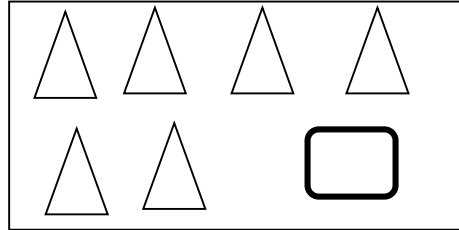
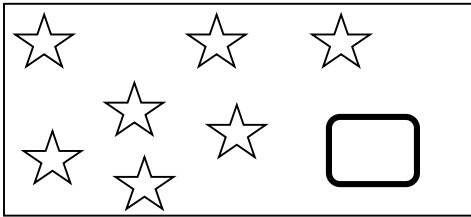


Student Name -

(Each question carry 1 mark)

Q.1 . Count and Write



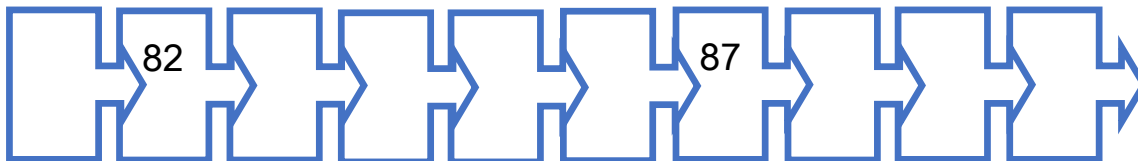
Q.2 Write the middle number of following.

35		37
----	--	----

Q.3 Write the numbers before and after the following numbers.

	50	
--	----	--

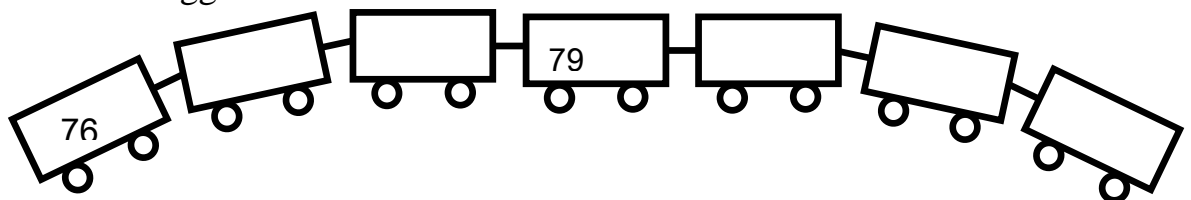
Q.4 Complete the following.






Q.5 Write the numbers in the form of unit and tens.

Numbers	Tens	Unit
26		




Q.6 Give numbers to the boggie.



Q.7 Look at the picture and add.

	+		=	
<input data-bbox="370 617 506 684" type="text"/>	+	<input data-bbox="776 655 912 722" type="text"/>	=	<input data-bbox="1161 655 1297 722" type="text"/>


Q.8. Look at the picture and subtract.

	-		=	
<input data-bbox="367 1304 503 1371" type="text"/>	-	<input data-bbox="773 1346 909 1413" type="text"/>	=	<input data-bbox="1159 1346 1295 1413" type="text"/>

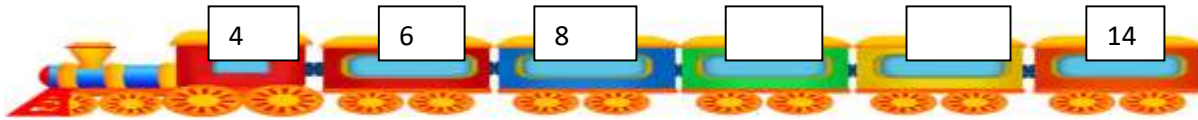
Q.9. Amol has 4 chalks. Sangeeta gave 3 more chalks to him. Now how many chalks Amol have?

Q.10. There were 9 cups at home. Dada broke 2 cups. Now how many cups remains?


Q.11. Colour the box below long pencil.



Q.12. Complete the pattern.



Q.13. Write the name of the things you find around you for the given shapes.

Shape	Name of the things
	

Q.14. Think and write how will you write the following rupees in the form of coins and notes.

Rupees	   
7 Rupees	

Q.15. Which day comes between Wednesday and Friday ✓ sign.

Saturday	Monday	Thursday
<input type="checkbox"/>	<input type="checkbox"/>	<input type="checkbox"/>